

**SISTEMA DE PRESUPUESTO DISTRITAL - PREDIS
EJECUCION PRESUPUESTO
INFORME DE EJECUCION RESERVAS PRESUPUESTALES**

04-07-2018

14:41

ENTIDAD: 201 - FONDO FINANCIERO DISTRITAL DE SALUD -FFDS							MES: JUNIO		
UNIDAD EJECUTORA: 01 - UNIDAD 01							VIGENCIA FISCAL: 2018		
CODIGO	DESCRIPCION	RESERVA CONSTITUIDA	ANULACIONES MES	ANULACIONES ACUMULADA	RESERVAS DEFINITIVAS	AUTORIZACION DE GIRO		EJECUCION AUTORIZ.GIRO %	RESERVA SIN AUT.GIRO
						MES	ACUMULADA		
3	GASTOS	224.707.870.239 00	0 00	0 00	224.707.870.239 00	13.864.395.911 00	173.398.063.088 00	77.17	51.309.807.151 00
3-1	GASTOS DE FUNCIONAMIENTO	6.005.687.836 00	0 00	0 00	6.005.687.836 00	534.504.945 00	4.484.276.070 00	74.67	1.521.411.766 00
3-1-2	GASTOS GENERALES	6.005.687.836 00	0 00	0 00	6.005.687.836 00	534.504.945 00	4.484.276.070 00	74.67	1.521.411.766 00
3-1-2-01	Adquisición de Bienes	761.633.886 00	0 00	0 00	761.633.886 00	1.552.523 00	746.806.746 00	98.05	14.827.140 00
3-1-2-01-01	Dotación	1.310.884 00	0 00	0 00	1.310.884 00	0 00	1.310.884 00	100.00	0 00
3-1-2-01-02	Gastos de Computador	718.305.638 00	0 00	0 00	718.305.638 00	307.377 00	710.458.705 00	98.91	7.846.933 00
3-1-2-01-03	Combustibles, Lubricantes y Llantas	41.263.131 00	0 00	0 00	41.263.131 00	1.245.146 00	34.282.924 00	83.08	6.980.207 00
3-1-2-01-05	Compra de Equipo	754.233 00	0 00	0 00	754.233 00	0 00	754.233 00	100.00	0 00
3-1-2-02	Adquisición de Servicios	5.243.005.744 00	0 00	0 00	5.243.005.744 00	532.952.422 00	3.736.421.118 00	71.26	1.506.584.626 00
3-1-2-02-03	Gastos de Transporte y Comunicación	420.059.151 00	0 00	0 00	420.059.151 00	19.184.318 00	398.866.375 00	94.95	21.192.776 00
3-1-2-02-04	Impresos y Publicaciones	16.857.160 00	0 00	0 00	16.857.160 00	0 00	16.835.530 00	98.69	221.630 00
3-1-2-02-05	Mantenimiento y Reparaciones	4.218.494.409 00	0 00	0 00	4.218.494.409 00	477.042.541 00	2.905.706.593 00	68.88	1.312.787.816 00
3-1-2-02-05-01	Mantenimiento Entidad	4.218.494.409 00	0 00	0 00	4.218.494.409 00	477.042.541 00	2.905.706.593 00	68.88	1.312.787.816 00
3-1-2-02-06	Seguros	4.426.800 00	0 00	0 00	4.426.800 00	0 00	4.426.800 00	100.00	0 00
3-1-2-02-06-01	Seguros Entidad	4.426.800 00	0 00	0 00	4.426.800 00	0 00	4.426.800 00	100.00	0 00
3-1-2-02-10	Bienestar e Incentivos	380.842.908 00	0 00	0 00	380.842.908 00	5.164.019 00	338.716.798 00	88.94	42.126.110 00
3-1-2-02-12	Salud Ocupacional	202.325.316 00	0 00	0 00	202.325.316 00	31.561.544 00	72.069.022 00	35.62	130.256.294 00
3-1-2-03	Otros Gastos Generales	1.048.206 00	0 00	0 00	1.048.206 00	0 00	1.048.206 00	100.00	0 00
3-1-2-03-01	Sentencias Judiciales	1.048.206 00	0 00	0 00	1,048.206 00	0 00	1,048.206 00	100.00	0 00
3-1-2-03-01-02	Otras Sentencias	1,048.206 00	0 00	0 00	1,048.206 00	0 00	1,048.206 00	100.00	0 00
3-3	INVERSIÓN	218.702.182.403 00	0 00	0 00	218.702.182.403 00	13.329.890.966 00	168.913.787.018 00	77.23	49.788.395.385 00
3-3-1	DIRECTA	218.445.484.513 00	0 00	0 00	218.445.484.513 00	13.329.890.966 00	168.657.089.128 00	77.21	49.788.395.385 00

**SISTEMA DE PRESUPUESTO DISTRITAL - PREDIS
EJECUCION PRESUPUESTO
INFORME DE EJECUCION RESERVAS PRESUPUESTALES**

04-07-2018

14:41

ENTIDAD:	201 - FONDO FINANCIERO DISTRITAL DE SALUD -FFDS	MES:	JUNIO
UNIDAD EJECUTORA:	01 - UNIDAD 01	VIGENCIA FISCAL:	2018


CODIGO	DESCRIPCION	RESERVA CONSTITUIDA	ANULACIONES MES	ANULACIONES ACUMULADA	RESERVAS DEFINITIVAS	AUTORIZACION DE GIRO		EJECUCION AUTORIZ. GIRO %	RESERVA SIN AUT. GIRO
						MES	ACUMULADA		
3-3-1-15	Bogotá Mejor Para Todos	218.445.484.513 00	0 00	0 00	218.445.484.513 00	13.329.890.966 00	168.657.089.128 00	77.21	49.788.395.385 00
3-3-1-15-01	Pilar Igualdad de calidad de vida	191.930.006.744 00	0 00	0 00	191.930.006.744 00	11.658.400.642 00	146.411.840.737 00	76.28	45.518.166.007 00
3-3-1-15-01-09	Atención integral y eficiente en salud	145.817.156.264 00	0 00	0 00	145.817.156.264 00	11.610.810.432 00	104.043.656.792 00	71.35	41.773.499.472 00
3-3-1-15-01-09-1184	Aseguramiento social universal en salud	273.543.709 00	0 00	0 00	273.543.709 00	2.664.900 00	261.089.069 00	95.45	12.454.640 00
3-3-1-15-01-09-1184-120	Atención Integral en Salud - AIS	273.543.709 00	0 00	0 00	273.543.709 00	2.664.900 00	261.089.069 00	95.45	12.454.640 00
3-3-1-15-01-09-1185	Atención a la población pobre no asegurada (PPNA), vinculados y no PO:	34.886.908.420 00	0 00	0 00	34.886.908.420 00	1.359.383.344 00	24.470.271.296 00	70.14	10.416.637.124 00
3-3-1-15-01-09-1185-120	Atención Integral en Salud - AIS	34.886.908.420 00	0 00	0 00	34.886.908.420 00	1.359.383.344 00	24.470.271.296 00	70.14	10.416.637.124 00
3-3-1-15-01-09-1186	Atención integral en salud	64.435.156.513 00	0 00	0 00	64.435.156.513 00	7.161.450.150 00	58.568.231.916 00	90.89	5.866.924.597 00
3-3-1-15-01-09-1186-120	Atención Integral en Salud - AIS	64.435.156.513 00	0 00	0 00	64.435.156.513 00	7.161.450.150 00	58.568.231.916 00	90.89	5.866.924.597 00
3-3-1-15-01-09-1187	Gestión compartida del riesgo y fortalecimiento de la EPS Capital Salud	2.760.011.735 00	0 00	0 00	2.760.011.735 00	106.081.568 00	1.863.075.233 00	67.50	896.936.502 00
3-3-1-15-01-09-1187-120	Atención Integral en Salud - AIS	2.760.011.735 00	0 00	0 00	2,760.011.735 00	106.081.568 00	1.863.075.233 00	67.50	896.936.502 00
3-3-1-15-01-09-1188	Garantía de la atención prehospitalaria (APH) y gestión del riesgo en eme	25.849.213.755 00	0 00	0 00	25.849.213.755 00	0 00	8.571.122.689 00	33.16	17.278.091.066 00
3-3-1-15-01-09-1188-120	Atención Integral en Salud - AIS	25.849.213.755 00	0 00	0 00	25.849.213.755 00	0 00	8.571.122.689 00	33.16	17.278.091.066 00
3-3-1-15-01-09-1189	Organización y operación de servicios de salud en redes integradas	11.475.444.410 00	0 00	0 00	11.475.444.410 00	2.114.196.405 00	7.317.966.786 00	63.77	4.157.477.624 00
3-3-1-15-01-09-1189-122	Redes Integradas de Servicios de Salud - RISS	11.475.444.410 00	0 00	0 00	11,475.444.410 00	2.114.196.405 00	7.317.966.786 00	63.77	4.157.477.624 00
3-3-1-15-01-09-1190	Investigación científica e innovación al servicio de la salud	6.136.877.722 00	0 00	0 00	6.136.877.722 00	867.034.065 00	2.991.899.803 00	48.75	3.144.977.919 00
3-3-1-15-01-09-1190-121	Investigación Científica e Innovación al servicio de la salud	6.136.877.722 00	0 00	0 00	6,136.877.722 00	867.034.065 00	2.991.899.803 00	48.75	3.144.977.919 00
3-3-1-15-01-10	Modernización de la infraestructura física y tecnológica en salud	46.112.850.480 00	0 00	0 00	46.112.850.480 00	47.590.210 00	42.368.183.945 00	91.88	3.744.666.535 00
3-3-1-15-01-10-1191	Actualización y modernización de la infraestructura, física, tecnológica y c	42.364.765.587 00	0 00	0 00	42.364.765.587 00	14.816.710 00	39.386.974.553 00	92.97	2.977.791.034 00
3-3-1-15-01-10-1191-123	Modernización de la infraestructura física y tecnológica	42.364.765.587 00	0 00	0 00	42,364.765.587 00	14.816.710 00	39.386.974.553 00	92.97	2.977.791.034 00
3-3-1-15-01-10-7522	Tecnologías de la Información y Comunicaciones en Salud	3.748.084.893 00	0 00	0 00	3.748.084.893 00	32.773.500 00	2.981.209.392 00	79.54	766.875.501 00
3-3-1-15-01-10-7522-123	Modernización de la infraestructura física y tecnológica	3.748.084.893 00	0 00	0 00	3,748.084.893 00	32.773.500 00	2.981.209.392 00	79.54	766.875.501 00


**SISTEMA DE PRESUPUESTO DISTRITAL - PREDIS
EJECUCION PRESUPUESTO
INFORME DE EJECUCION RESERVAS PRESUPUESTALES**


04-07-2018
14:41


ENTIDAD:	201 - FONDO FINANCIERO DISTRITAL DE SALUD -FFDS	MES:	JUNIO
UNIDAD EJECUTORA:	01 - UNIDAD 01	VIGENCIA FISCAL:	2018

CODIGO	DESCRIPCION	RESERVA CONSTITUIDA	ANULACIONES MES	ANULACIONES ACUMULADA	RESERVAS DEFINITIVAS	AUTORIZACION DE GIRO		EJECUCION AUTORIZ. GIRO %	RESERVA SIN AUT. GIRO
						MES	ACUMULADA		
3-3-1-15-07	Eje transversal Gobierno legitimo, fortalecimiento local y eficiencia	26.515.477.769 00	0 00	0 00	26.515.477.769 00	1.671.490.324 00	22.245.248.391 00	83 90	4.270.229.378 00
3-3-1-15-07-45	Gobernanza e influencia local, regional e internacional	26.515.477.769 00	0 00	0 00	26.515.477.769 00	1.671.490.324 00	22.245.248.391 00	83 90	4.270.229.378 00
3-3-1-15-07-45-1192	Fortalecimiento de la institucionalidad, gobernanza y rectoria en salud	1.927.258.190 00	0 00	0 00	1.927.258.190 00	50.824.096 00	890.315.821 00	46 20	1.036.942.569 00
3-3-1-15-07-45-1192-198	Institucionalidad, gobernanza y rectoria en salud para Bogotá Distrito Ca	1.927.258.190 00	0 00	0 00	1.927.258.190 00	50.824.096 00	890.315.821 00	46 20	1.036.942.569 00
3-3-1-15-07-45-7523	Fortalecimiento de la Autoridad Sanitaria	16.406.608.437 00	0 00	0 00	16.406.608.437 00	461.024.739 00	15.502.244.452 00	94 49	904.363.985 00
3-3-1-15-07-45-7523-198	Institucionalidad, gobernanza y rectoria en salud para Bogotá Distrito Ca	16.406.608.437 00	0 00	0 00	16.406.608.437 00	461.024.739 00	15.502.244.452 00	94 49	904.363.985 00
3-3-1-15-07-45-7524	Fortalecimiento y Desarrollo Institucional	6.000.488.571 00	0 00	0 00	6.000.488.571 00	1.148.861.689 00	4.389.219.139 00	73 15	1.611.269.432 00
3-3-1-15-07-45-7524-198	Institucionalidad, gobernanza y rectoria en salud para Bogotá Distrito Ca	6.000.488.571 00	0 00	0 00	6.000.488.571 00	1.148.861.689 00	4.389.219.139 00	73 15	1.611.269.432 00
3-3-1-15-07-45-7525	Fortalecimiento de la participacion social y servicio a la ciudadanía	2.181.122.571 00	0 00	0 00	2.181.122.571 00	10.779.800 00	1.463.469.179 00	67 10	717.653.392 00
3-3-1-15-07-45-7525-198	Institucionalidad, gobernanza y rectoria en salud para Bogotá Distrito Ca	2.181.122.571 00	0 00	0 00	2.181.122.571 00	10.779.800 00	1.463.469.179 00	67 10	717.653.392 00
3-3-2	TRANSFERENCIAS PARA INVERSIÓN	256.697.890 00	0 00	0 00	256.697.890 00	0 00	256.697.890 00	100 00	0 00
3-3-2-02	OTRAS TRANSFERENCIAS	256.697.890 00	0 00	0 00	256.697.890 00	0 00	256.697.890 00	100 00	0 00
3-3-2-02-99	Otras	256.697.890 00	0 00	0 00	256.697.890 00	0 00	256.697.890 00	100 00	0 00
3-3-2-02-99-03	Colciencias - Fondo de Investigaciones en Salud	256.697.890 00	0 00	0 00	256.697.890 00	0 00	256.697.890 00	100 00	0 00


HÉCTOR MANUEL TORRES MORENO
 RESPONSABLE DEL PRESUPUESTO
 CC No. 195396 DE BOGOTÁ
 Teléfono: 3649546


ELSA RINCÓN BUENHOMBRE
 DIRECTORA FINANCIERA (E)
 CC No 39.647.391
 Teléfono: 3649090 Ext. 9521


LUIS GONZALO MORALES SÁNCHEZ
 ORDENADOR DEL GASTO
 CC No. 70095728
 Teléfono: 3649505


OSWALDO RAMOS ARNEADO
 SUBSECRETARIO CORPORATIVO
 CC No 9.283.760 de Turbaco
 Teléfono: 3649090 Ext. 9305

SECRETARIA DE ECONOMIA (E)
SECRETARIA DE ECONOMIA

[Handwritten notes and signatures]

SECRETARIA DE ECONOMIA (E)
SECRETARIA DE ECONOMIA

1

[Faint handwritten text]

[Faint handwritten text at the bottom center]

[Faint handwritten text at the bottom right]